

Annex G1

Calibration Certificates for Water Quality



專業化驗有限公司

QUALITY PRO TEST-CONSULT LIMITED

Unit 10, 14/F, Wah Wai Centre, 38-40 Au Pui Wan St., Fotan, Hong Kong

Email: info@qualityprotest.com; Website: www.qualityprotest.com

Tel: (852) 3956 8717; Fax: (852) 3956 3928

REPORT OF EQUIPMENT PERFORMANCE CHECK/ CALIBRATION

Report No. : BA030094
Date of Issue : 26 March 2021
Page No. : 1 of 2

PART A – CUSTOMER INFORMATION

Enovative Environmental Service Ltd.
Flat 2207, Yu Fun House,
Yu Chui Court, Shatin
New Territories, Hong Kong
Attn: Mr. Thomas WONG

PART B – DESCRIPTION

Name of Equipment : YSI ProDSS (Multi-Parameters)
Manufacturer : YSI (a xylem brand)
Serial Number : 15M100005
Date of Received : Mar 25, 2021
Date of Calibration : Mar 25, 2021
Date of Next Calibration^(a) : Jun 24, 2021

PART C – REFERENCE METHODS/ DOCUMENTS FOR THE CALIBRATION

<u>Parameter</u>	<u>Reference Method</u>
pH at 25°C	APHA 21e 4500-H ⁺ B
Dissolved Oxygen	APHA 21e 4500-O G
Conductivity at 25°C	APHA 21e 2510 B
Salinity	APHA 21e 2520 B
Turbidity	APHA 21e 2130 B
Temperature	Section 6 of international Accreditation New Zealand Technical Guide no. 3 Second edition March 2008: Working Thermometer Calibration Procedure.

PART D – CALIBRATION RESULTS^(b,c)

(1) pH at 25°C

Target (pH unit)	Displayed Reading ^(d) (pH Unit)	Tolerance ^(e) (pH Unit)	Results
4.00	4.02	0.02	Satisfactory
7.42	7.38	-0.04	Satisfactory
10.01	10.30	0.29	Satisfactory

Tolerance of pH should be less than ± 0.20 (pH unit)

(2) Temperature


Reading of Ref. thermometer (°C)	Displayed Reading (°C)	Tolerance (°C)	Results
10	10.4	0.4	Satisfactory
20	20.1	0.1	Satisfactory
48	48.3	0.3	Satisfactory

Tolerance limit of temperature should be less than ± 2.0 (°C)

~ CONTINUED ON NEXT PAGE ~

Remark(s): -

- ^(a) The "Date of Next Calibration" is recommended according to best practice principals as practiced by QPT or quoted from relevant international standards.
^(b) The results relate only to the calibrated equipment as received
^(c) The performance of the equipment stated in this report is checked with independent reference material and results compared against a calibrated secondary source.
^(d) "Displayed Reading" denotes the figure shown on item under calibration/ checking regardless of equipment precision or significant figures.
^(e) The "Tolerance Limit" mentioned is the acceptance criteria applicable for similar equipment used by Quality Pro Test-Consult Ltd. or quoted from relevant international standards..


LEE Chun-ning, Desmond
Senior Chemist



專業化驗有限公司

QUALITY PRO TEST-CONSULT LIMITED

Unit 10, 14/F, Wah Wai Centre, 38-40 Au Pui Wan St., Fotan, Hong Kong

Email: info@qualityprotest.com; Website: www.qualityprotest.com

Tel: (852) 3956 8717; Fax: (852) 3956 3928

REPORT OF EQUIPMENT PERFORMANCE CHECK/ CALIBRATION

Report No. : BA030094
Date of Issue : 26 March 2021
Page No. : 2 of 2

PART D – CALIBRATION RESULTS (Cont'd)

(3) Dissolved Oxygen

Expected Reading (mg/L)	Displayed Reading (mg/L)	Tolerance (mg/L)	Results
0.36	0.28	-0.08	Satisfactory
2.81	2.58	-0.23	Satisfactory
5.45	5.72	0.27	Satisfactory
8.40	8.64	0.24	Satisfactory

Tolerance limit of dissolved oxygen should be less than ± 0.50 (mg/L)

(4) Conductivity at 25°C

Conc. of KCl (M)	Expected Reading ($\mu\text{S/cm}$)	Displayed Reading ($\mu\text{S/cm}$)	Tolerance (%)	Results
0.001	146.9	152.1	3.54	Satisfactory
0.01	1412	1278	-9.49	Satisfactory
0.1	12890	12810	-0.62	Satisfactory
0.5	58670	59234	0.96	Satisfactory
1.0	111900	114225	2.08	Satisfactory

Tolerance limit of conductivity should be less than ± 10.0 (%)

(5) Salinity

Expected Reading (g/L)	Displayed Reading (g/L)	Tolerance (%)	Results
10	9.8	-2.00	Satisfactory
20	20.5	2.50	Satisfactory
30	29.8	-0.67	Satisfactory

Tolerance limit of salinity should be less than ± 10.0 (%)

(6) Turbidity

Expected Reading (NTU)	Displayed Reading ⁽¹⁾ (NTU)	Tolerance ⁽²⁾ (%)	Results
0	0.05	--	Satisfactory
10	9.8	-1.6	Satisfactory
20	18.9	-5.7	Satisfactory
100	96.4	-3.6	Satisfactory
800	822	2.8	Satisfactory

Tolerance limit of turbidity should be less than ± 10.0 (%)

~ END OF REPORT ~

Remark(s): -

⁽¹⁾ "Displayed Reading" presents the figures shown on item under calibration/ checking regardless of equipment precision or significant figures.

⁽²⁾ The "Tolerance Limit" mentioned is the acceptance criteria applicable for similar equipment used by Quality Pro Test-Consult Ltd. or quoted from relevant international standards.



REPORT OF EQUIPMENT PERFORMANCE CHECK/ CALIBRATION

Report No. : BA030005
Date of Issue : 01 March 2021
Page No. : 1 of 2

PART A – CUSTOMER INFORMATION

Enovative Environmental Service Ltd.
Flat 2207, Yu Fun House,
Yu Chui Court, Shatin
New Territories, Hong Kong
Attn: Mr. Thomas WONG

PART B – DESCRIPTION

Name of Equipment : YSI ProDSS (Multi-Parameters)
Manufacturer : YSI (a xylem brand)
Serial Number : 16H104233
Date of Received : Feb 25, 2021
Date of Calibration : Feb 25, 2021
Date of Next Calibration^(a) : May 24, 2021

PART C – REFERENCE METHODS/ DOCUMENTS FOR THE CALIBRATION

Parameter	Reference Method
pH at 25°C	APHA 21e 4500-H ⁺ B
Dissolved Oxygen	APHA 21e 4500-O G
Conductivity at 25°C	APHA 21e 2510 B
Salinity	APHA 21e 2520 B
Turbidity	APHA 21e 2130 B
Temperature	Section 6 of international Accreditation New Zealand Technical Guide no. 3 Second edition March 2008: Working Thermometer Calibration Procedure.

PART D – CALIBRATION RESULTS^(b,c)

(1) pH at 25°C

Target (pH unit)	Displayed Reading ^(d) (pH Unit)	Tolerance ^(e) (pH Unit)	Results
4.00	4.03	0.03	Satisfactory
7.42	7.44	0.02	Satisfactory
10.01	9.90	-0.11	Satisfactory

Tolerance of pH should be less than ± 0.20 (pH unit)

(2) Temperature

Reading of Ref. thermometer (°C)	Displayed Reading (°C)	Tolerance (°C)	Results
10	10.0	0.0	Satisfactory
21	20.7	-0.3	Satisfactory
41	40.9	-0.1	Satisfactory

Tolerance limit of temperature should be less than ± 2.0 (°C)

~ CONTINUED ON NEXT PAGE ~

Remark(s): -

- ^(a) The "Date of Next Calibration" is recommended according to best practice principals as practiced by QPT or quoted from relevant international standards.
^(b) The results relate only to the calibrated equipment as received
^(c) The performance of the equipment stated in this report is checked with independent reference material and results compared against a calibrated secondary source.
^(d) "Displayed Reading" denotes the figure shown on item under calibration/ checking regardless of equipment precision or significant figures.
^(e) The "Tolerance Limit" mentioned is the acceptance criteria applicable for similar equipment used by Quality Pro Test-Consult Ltd. or quoted from relevant international standards.


LEE Chun-ning, Desmond
Senior Chemist



REPORT OF EQUIPMENT PERFORMANCE CHECK/ CALIBRATION

Report No. : BA030005
Date of Issue : 01 March 2021
Page No. : 2 of 2

PART D – CALIBRATION RESULTS (Cont'd)

(3) Dissolved Oxygen

Expected Reading (mg/L)	Displayed Reading (mg/L)	Tolerance (mg/L)	Results
0.21	0.01	-0.20	Satisfactory
4.55	4.56	0.01	Satisfactory
6.42	6.21	-0.21	Satisfactory
8.78	8.49	-0.29	Satisfactory

Tolerance limit of dissolved oxygen should be less than ± 0.50 (mg/L)

(4) Conductivity at 25°C

Conc. of KCl (M)	Expected Reading ($\mu\text{S}/\text{cm}$)	Displayed Reading ($\mu\text{S}/\text{cm}$)	Tolerance (%)	Results
0.001	146.9	146.6	-0.20	Satisfactory
0.01	1412	1440	1.98	Satisfactory
0.1	12890	12717	-1.34	Satisfactory
0.5	58670	58394	-0.47	Satisfactory
1.0	111900	112033	0.12	Satisfactory

Tolerance limit of conductivity should be less than ± 10.0 (%)

(5) Salinity

Expected Reading (g/L)	Displayed Reading (g/L)	Tolerance (%)	Results
10	9.91	-0.90	Satisfactory
20	19.63	-1.85	Satisfactory
30	30.20	0.67	Satisfactory

Tolerance limit of salinity should be less than ± 10.0 (%)

(6) Turbidity

Expected Reading (NTU)	Displayed Reading ^(f) (NTU)	Tolerance ^(g) (%)	Results
0	0.16	--	Satisfactory
10	10.19	1.9	Satisfactory
20	20.36	1.8	Satisfactory
100	99.78	-0.2	Satisfactory
800	798.12	-0.2	Satisfactory

Tolerance limit of turbidity should be less than ± 10.0 (%)

~ END OF REPORT ~

Remark(s): -

^(f) "Displayed Reading" presents the figures shown on item under calibration/ checking regardless of equipment precision or significant figures.

^(g) The "Tolerance Limit" mentioned is the acceptance criteria applicable for similar equipment used by Quality Pro Test-Consult Ltd. or quoted from relevant international standards.



專業化驗有限公司

QUALITY PRO TEST-CONSULT LIMITED

Unit 10, 14/F, Wah Wai Centre, 38-40 Au Pui Wan St., Fotan, Hong Kong

Email: info@qualityprotest.com; Website: www.qualityprotest.com

Tel: (852) 3956 8717; Fax: (852) 3956 3928

REPORT OF EQUIPMENT PERFORMANCE CHECK/ CALIBRATION

Report No. : BA010041
Date of Issue : 18 January 2021
Page No. : 1 of 2

PART A – CUSTOMER INFORMATION

Enovative Environmental Service Ltd.
Flat 2207, Yu Fun House,
Yu Chui Court, Shatin
New Territories, Hong Kong
Attn: Mr. Thomas WONG

PART B – DESCRIPTION

Name of Equipment : YSI ProDSS (Multi-Parameters)
Manufacturer : YSI (a xylem brand)
Serial Number : 16H104234
Date of Received : Jan 18, 2021
Date of Calibration : Jan 18, 2021
Date of Next Calibration^(a) : Apr 17, 2021

PART C – REFERENCE METHODS/ DOCUMENTS FOR THE CALIBRATION

<u>Parameter</u>	<u>Reference Method</u>
pH at 25°C	APHA 21e 4500-H ⁺ B
Dissolved Oxygen	APHA 21e 4500-O G
Conductivity at 25°C	APHA 21e 2510 B
Salinity	APHA 21e 2520 B
Turbidity	APHA 21e 2130 B
Temperature	Section 6 of international Accreditation New Zealand Technical Guide no. 3 Second edition March 2008: Working Thermometer Calibration Procedure.

PART D – CALIBRATION RESULTS^(b,c)

(1) pH at 25°C

Target (pH unit)	Displayed Reading ^(d) (pH Unit)	Tolerance ^(e) (pH Unit)	Results
4.00	4.11	0.11	Satisfactory
7.42	7.42	0.00	Satisfactory
10.01	10.09	0.08	Satisfactory

Tolerance of pH should be less than ± 0.20 (pH unit)

(2) Temperature


Reading of Ref. thermometer (°C)	Displayed Reading (°C)	Tolerance (°C)	Results
15	15.0	0.0	Satisfactory
30	29.9	-0.1	Satisfactory
40	41.0	1.0	Satisfactory

Tolerance limit of temperature should be less than ± 2.0 (°C)

~ CONTINUED ON NEXT PAGE ~

Remark(s): -

- ^(a) The "Date of Next Calibration" is recommended according to best practice principals as practiced by QPT or quoted from relevant international standards.
^(b) The results relate only to the calibrated equipment as received
^(c) The performance of the equipment stated in this report is checked with independent reference material and results compared against a calibrated secondary source.
^(d) "Displayed Reading" denotes the figure shown on item under calibration/ checking regardless of equipment precision or significant figures.
^(e) The "Tolerance Limit" mentioned is the acceptance criteria applicable for similar equipment used by Quality Pro Test-Consult Ltd. or quoted from relevant international standards..


LEE Chun-ning, Desmond
Senior Chemist



REPORT OF EQUIPMENT PERFORMANCE CHECK/ CALIBRATION

Report No. : BA010041
Date of Issue : 18 January 2021
Page No. : 2 of 2

PART D – CALIBRATION RESULTS (Cont'd)

(3) Dissolved Oxygen

Expected Reading (mg/L)	Displayed Reading (mg/L)	Tolerance (mg/L)	Results
1.37	1.43	0.06	Satisfactory
4.90	4.93	0.03	Satisfactory
6.88	6.91	0.03	Satisfactory
8.58	8.77	0.19	Satisfactory

Tolerance limit of dissolved oxygen should be less than ± 0.50 (mg/L)

(4) Conductivity at 25°C

Conc. of KCl (M)	Expected Reading ($\mu\text{S}/\text{cm}$)	Displayed Reading ($\mu\text{S}/\text{cm}$)	Tolerance (%)	Results
0.001	146.9	148.7	1.23	Satisfactory
0.01	1412	1325	-6.16	Satisfactory
0.1	12890	12810	-0.62	Satisfactory
0.5	58670	59884	2.07	Satisfactory
1.0	111900	112830	0.83	Satisfactory

Tolerance limit of conductivity should be less than ± 10.0 (%)

(5) Salinity

Expected Reading (g/L)	Displayed Reading (g/L)	Tolerance (%)	Results
10	10.05	0.50	Satisfactory
20	20.03	0.15	Satisfactory
30	31.13	3.77	Satisfactory

Tolerance limit of salinity should be less than ± 10.0 (%)

(6) Turbidity

Expected Reading (NTU)	Displayed Reading ^(f) (NTU)	Tolerance ^(g) (%)	Results
0	0.04	--	Satisfactory
10	10.12	1.2	Satisfactory
20	20.89	4.5	Satisfactory
100	103.42	3.4	Satisfactory
800	798.71	-0.2	Satisfactory

Tolerance limit of turbidity should be less than ± 10.0 (%)

~ END OF REPORT ~

Remark(s): -

^(f) "Displayed Reading" presents the figures shown on item under calibration/ checking regardless of equipment precision or significant figures.

^(g) The "Tolerance Limit" mentioned is the acceptance criteria applicable for similar equipment used by Quality Pro Test-Consult Ltd. or quoted from relevant international standards.



專業化驗有限公司
QUALITY PRO TEST-CONSULT LIMITED

Unit 10, 14/F, Wah Wai Centre, 38-40 Au Pui Wan St., Fotan, Hong Kong
Email: info@qualityprotest.com; Website: www.qualityprotest.com
Tel: (852) 3956 8717; Fax: (852) 3956 3928

REPORT OF EQUIPMENT PERFORMANCE CHECK/ CALIBRATION

Report No. : BA040092
Date of Issue : 22 April 2021
Page No. : 1 of 2

PART A – CUSTOMER INFORMATION

Enovative Environmental Service Ltd.
Flat 2207, Yu Fun House,
Yu Chui Court, Shatin
New Territories, Hong Kong
Attn: Mr. Thomas WONG

PART B – DESCRIPTION

Name of Equipment : YSI ProDSS (Multi-Parameters)
Manufacturer : YSI (a xylem brand)
Serial Number : 16H104234
Date of Received : Apr 22, 2021
Date of Calibration : Apr 22, 2021
Date of Next Calibration^(a) : Jul 21, 2021

PART C – REFERENCE METHODS/ DOCUMENTS FOR THE CALIBRATION

Parameter	Reference Method
pH at 25°C	APHA 21e 4500-H ⁺ B
Dissolved Oxygen	APHA 21e 4500-O G
Conductivity at 25°C	APHA 21e 2510 B
Salinity	APHA 21e 2520 B
Turbidity	APHA 21e 2130 B
Temperature	Section 6 of international Accreditation New Zealand Technical Guide no. 3 Second edition March 2008: Working Thermometer Calibration Procedure.

PART D – CALIBRATION RESULTS^(b,c)

(1) pH at 25°C

Target (pH unit)	Displayed Reading ^(d) (pH Unit)	Tolerance ^(e) (pH Unit)	Results
4.00	3.98	-0.02	Satisfactory
7.42	7.40	-0.02	Satisfactory
10.01	9.92	-0.09	Satisfactory

Tolerance of pH should be less than ± 0.20 (pH unit)

(2) Temperature

Reading of Ref. thermometer (°C)	Displayed Reading (°C)	Tolerance (°C)	Results
10	10.02	0.02	Satisfactory
25	24.00	-1.00	Satisfactory
40	40.00	0.00	Satisfactory

Tolerance limit of temperature should be less than ± 2.0 (°C)

~ CONTINUED ON NEXT PAGE ~

Remark(s): -

- ^(a) The "Date of Next Calibration" is recommended according to best practice principals as practiced by QPT or quoted from relevant international standards.
^(b) The results relate only to the calibrated equipment as received
^(c) The performance of the equipment stated in this report is checked with independent reference material and results compared against a calibrated secondary source.
^(d) "Displayed Reading" denotes the figure shown on item under calibration/ checking regardless of equipment precision or significant figures.
^(e) The "Tolerance Limit" mentioned is the acceptance criteria applicable for similar equipment used by Quality Pro Test-Consult Ltd. or quoted from relevant international standards..


LEE Chun-ning, Desmond
Senior Chemist



REPORT OF EQUIPMENT PERFORMANCE CHECK/ CALIBRATION

Report No. : BA040092
Date of Issue : 22 April 2021
Page No. : 2 of 2

PART D – CALIBRATION RESULTS (Cont'd)

(3) Dissolved Oxygen

Expected Reading (mg/L)	Displayed Reading (mg/L)	Tolerance (mg/L)	Results
0.15	0.27	0.12	Satisfactory
1.88	1.92	0.04	Satisfactory
5.79	5.79	0.00	Satisfactory
8.49	8.42	-0.07	Satisfactory

Tolerance limit of dissolved oxygen should be less than ± 0.50 (mg/L)

(4) Conductivity at 25°C

Conc. of KCl (M)	Expected Reading ($\mu\text{S}/\text{cm}$)	Displayed Reading ($\mu\text{S}/\text{cm}$)	Tolerance (%)	Results
0.001	146.9	145.3	-1.09	Satisfactory
0.01	1412	1331	-5.74	Satisfactory
0.1	12890	12364	-4.08	Satisfactory
0.5	58670	56724	-3.32	Satisfactory
1.0	111900	109210	-2.40	Satisfactory

Tolerance limit of conductivity should be less than ± 10.0 (%)

(5) Salinity

Expected Reading (g/L)	Displayed Reading (g/L)	Tolerance (%)	Results
10	10.18	1.80	Satisfactory
20	20.25	1.25	Satisfactory
30	30.04	0.13	Satisfactory

Tolerance limit of salinity should be less than ± 10.0 (%)

(6) Turbidity

Expected Reading (NTU)	Displayed Reading ^(b) (NTU)	Tolerance ^(a) (%)	Results
0	0.00	--	Satisfactory
10	10.10	1.0	Satisfactory
20	20.14	0.7	Satisfactory
100	107.6	7.6	Satisfactory
800	790	-1.3	Satisfactory

Tolerance limit of turbidity should be less than ± 10.0 (%)

~ END OF REPORT ~

Remark(s): -

^(a) "Displayed Reading" presents the figures shown on item under calibration/ checking regardless of equipment precision or significant figures.

^(b) The "Tolerance Limit" mentioned is the acceptance criteria applicable for similar equipment used by Quality Pro Test-Consult Ltd. or quoted from relevant international standards.



專業化驗有限公司

QUALITY PRO TEST-CONSULT LIMITED

Unit 10, 14/F, Wah Wai Centre, 38-40 Au Pui Wan St., Fotan, Hong Kong

Email: info@qualityprotest.com; Website: www.qualityprotest.com

Tel: (852) 3956 8717; Fax: (852) 3956 3928

REPORT OF EQUIPMENT PERFORMANCE CHECK/ CALIBRATION

Report No. : BA030095
Date of Issue : 26 March 2021
Page No. : 1 of 2

PART A – CUSTOMER INFORMATION

Enovative Environmental Service Ltd.
Flat 2207, Yu Fun House,
Yu Chui Court, Shatin
New Territories, Hong Kong
Attn: Mr. Thomas WONG

PART B – DESCRIPTION

Name of Equipment : YSI ProDSS (Multi-Parameters)
Manufacturer : YSI (a xylem brand)
Serial Number : 17E100747
Date of Received : Mar 25, 2021
Date of Calibration : Mar 25, 2021
Date of Next Calibration^(a) : Jun 24, 2021

PART C – REFERENCE METHODS/ DOCUMENTS FOR THE CALIBRATION

Parameter	Reference Method
pH at 25°C	APHA 21e 4500-H ⁺ B
Dissolved Oxygen	APHA 21e 4500-O G
Conductivity at 25°C	APHA 21e 2510 B
Salinity	APHA 21e 2520 B
Turbidity	APHA 21e 2130 B
Temperature	Section 6 of international Accreditation New Zealand Technical Guide no. 3 Second edition March 2008: Working Thermometer Calibration Procedure.

PART D – CALIBRATION RESULTS^(b,c)

(1) pH at 25°C

Target (pH unit)	Displayed Reading ^(d) (pH Unit)	Tolerance ^(e) (pH Unit)	Results
4.00	4.02	0.02	Satisfactory
7.42	7.45	0.03	Satisfactory
10.01	9.98	-0.03	Satisfactory

Tolerance of pH should be less than ± 0.20 (pH unit)

(2) Temperature


Reading of Ref. thermometer (°C)	Displayed Reading (°C)	Tolerance (°C)	Results
10	9.9	-0.1	Satisfactory
20	20.2	0.2	Satisfactory
48	48.4	0.4	Satisfactory

Tolerance limit of temperature should be less than ± 2.0 (°C)

~ CONTINUED ON NEXT PAGE ~

Remark(s): -

- ^(a) The "Date of Next Calibration" is recommended according to best practice principals as practiced by QPT or quoted from relevant international standards.
^(b) The results relate only to the calibrated equipment as received
^(c) The performance of the equipment stated in this report is checked with independent reference material and results compared against a calibrated secondary source.
^(d) "Displayed Reading" denotes the figure shown on item under calibration/ checking regardless of equipment precision or significant figures.
^(e) The "Tolerance Limit" mentioned is the acceptance criteria applicable for similar equipment used by Quality Pro Test-Consult Ltd. or quoted from relevant international standards..


LEE Chun-ning, Desmond
Senior Chemist



專業化驗有限公司

QUALITY PRO TEST-CONSULT LIMITED

Unit 10, 14/F, Wah Wai Centre, 38-40 Au Pui Wan St., Fotan, Hong Kong

Email: info@qualityprotest.com; Website: www.qualityprotest.com

Tel: (852) 3956 8717; Fax: (852) 3956 3928

REPORT OF EQUIPMENT PERFORMANCE CHECK/ CALIBRATION

Report No. : BA030095
Date of Issue : 26 March 2021
Page No. : 2 of 2

PART D – CALIBRATION RESULTS (Cont'd)

(3) Dissolved Oxygen

Expected Reading (mg/L)	Displayed Reading (mg/L)	Tolerance (mg/L)	Results
0.36	0.32	-0.04	Satisfactory
2.81	2.54	-0.27	Satisfactory
5.45	5.78	0.33	Satisfactory
8.40	8.78	0.38	Satisfactory

Tolerance limit of dissolved oxygen should be less than ± 0.50 (mg/L)

(4) Conductivity at 25°C

Conc. of KCl (M)	Expected Reading ($\mu\text{S}/\text{cm}$)	Displayed Reading ($\mu\text{S}/\text{cm}$)	Tolerance (%)	Results
0.001	146.9	135.8	-7.56	Satisfactory
0.01	1412	1326.4	-6.06	Satisfactory
0.1	12890	12224.6	-5.16	Satisfactory
0.5	58670	56572	-3.58	Satisfactory
1.0	111900	108792	-2.78	Satisfactory

Tolerance limit of conductivity should be less than ± 10.0 (%)

(5) Salinity

Expected Reading (g/L)	Displayed Reading (g/L)	Tolerance (%)	Results
10	9.9	-1.00	Satisfactory
20	20.2	1.00	Satisfactory
30	30.3	1.00	Satisfactory

Tolerance limit of salinity should be less than ± 10.0 (%)

(6) Turbidity

Expected Reading (NTU)	Displayed Reading ^(f) (NTU)	Tolerance ^(g) (%)	Results
0	0.02	--	Satisfactory
10	9.84	-1.6	Satisfactory
20	20.26	1.3	Satisfactory
100	108.2	8.2	Satisfactory
800	796	-0.5	Satisfactory

Tolerance limit of turbidity should be less than ± 10.0 (%)

~ END OF REPORT ~

Remark(s): -

^(f) "Displayed Reading" presents the figures shown on item under calibration/ checking regardless of equipment precision or significant figures.

^(g) The "Tolerance Limit" mentioned is the acceptance criteria applicable for similar equipment used by Quality Pro Test-Consult Ltd. or quoted from relevant international standards.



REPORT OF EQUIPMENT PERFORMANCE CHECK/ CALIBRATION

Report No. : BA030006
Date of Issue : 01 March 2021
Page No. : 1 of 2

PART A – CUSTOMER INFORMATION

Enovative Environmental Service Ltd.
Flat 2207, Yu Fun House,
Yu Chui Court, Shatin
New Territories, Hong Kong
Attn: Mr. Thomas WONG

PART B – DESCRIPTION

Name of Equipment : YSI ProDSS (Multi-Parameters)
Manufacturer : YSI (a xylem brand)
Serial Number : 18A104824
Date of Received : Feb 25, 2021
Date of Calibration : Feb 25, 2021
Date of Next Calibration^(a) : May 24, 2021

PART C – REFERENCE METHODS/ DOCUMENTS FOR THE CALIBRATION

Parameter	Reference Method
pH at 25°C	APHA 21e 4500-H ⁺ B
Dissolved Oxygen	APHA 21e 4500-O G
Conductivity at 25°C	APHA 21e 2510 B
Salinity	APHA 21e 2520 B
Turbidity	APHA 21e 2130 B
Temperature	Section 6 of international Accreditation New Zealand Technical Guide no. 3 Second edition March 2008: Working Thermometer Calibration Procedure.

PART D – CALIBRATION RESULTS^(b,c)

(1) pH at 25°C

Target (pH unit)	Displayed Reading ^(d) (pH Unit)	Tolerance ^(e) (pH Unit)	Results
4.00	4.02	0.02	Satisfactory
7.42	7.45	0.03	Satisfactory
10.01	10.09	0.08	Satisfactory

Tolerance of pH should be less than ± 0.20 (pH unit)

(2) Temperature


Reading of Ref. thermometer (°C)	Displayed Reading (°C)	Tolerance (°C)	Results
10	10.0	0.0	Satisfactory
21	20.4	-0.6	Satisfactory
41	40.9	-0.1	Satisfactory

Tolerance limit of temperature should be less than ± 2.0 (°C)

~ CONTINUED ON NEXT PAGE ~

Remark(s): -

- ^(a) The "Date of Next Calibration" is recommended according to best practice principals as practiced by QPT or quoted from relevant international standards.
^(b) The results relate only to the calibrated equipment as received
^(c) The performance of the equipment stated in this report is checked with independent reference material and results compared against a calibrated secondary source.
^(d) "Displayed Reading" denotes the figure shown on item under calibration/ checking regardless of equipment precision or significant figures.
^(e) The "Tolerance Limit" mentioned is the acceptance criteria applicable for similar equipment used by Quality Pro Test-Consult Ltd. or quoted from relevant international standards..


LEE Chun-ning, Desmond
Senior Chemist



REPORT OF EQUIPMENT PERFORMANCE CHECK/ CALIBRATION

Report No. : BA030006
Date of Issue : 01 March 2021
Page No. : 2 of 2

PART D – CALIBRATION RESULTS (Cont'd)

(3) Dissolved Oxygen

Expected Reading (mg/L)	Displayed Reading (mg/L)	Tolerance (mg/L)	Results
0.21	0.01	-0.20	Satisfactory
4.55	6.21	1.66	Satisfactory
6.42	4.56	-1.86	Satisfactory
8.78	8.49	-0.29	Satisfactory

Tolerance limit of dissolved oxygen should be less than ± 0.50 (mg/L)

(4) Conductivity at 25°C

Conc. of KCl (M)	Expected Reading ($\mu\text{S}/\text{cm}$)	Displayed Reading ($\mu\text{S}/\text{cm}$)	Tolerance (%)	Results
0.001	146.9	146.7	-0.14	Satisfactory
0.01	1412	1436	1.70	Satisfactory
0.1	12890	12699	-1.48	Satisfactory
0.5	58670	58421	-0.42	Satisfactory
1.0	111900	111486	-0.37	Satisfactory

Tolerance limit of conductivity should be less than ± 10.0 (%)

(5) Salinity

Expected Reading (g/L)	Displayed Reading (g/L)	Tolerance (%)	Results
10	9.88	-1.20	Satisfactory
20	19.84	-0.80	Satisfactory
30	30.52	1.73	Satisfactory

Tolerance limit of salinity should be less than ± 10.0 (%)

(6) Turbidity

Expected Reading (NTU)	Displayed Reading ^(f) (NTU)	Tolerance ^(g) (%)	Results
0	0.11	--	Satisfactory
10	10.23	2.3	Satisfactory
20	20.45	2.3	Satisfactory
100	102.38	2.4	Satisfactory
800	798.46	-0.2	Satisfactory

Tolerance limit of turbidity should be less than ± 10.0 (%)

~ END OF REPORT ~

Remark(s): -

^(f) "Displayed Reading" presents the figures shown on item under calibration/ checking regardless of equipment precision or significant figures.

^(g) The "Tolerance Limit" mentioned is the acceptance criteria applicable for similar equipment used by Quality Pro Test-Consult Ltd. or quoted from relevant international standards.



專業化驗有限公司

QUALITY PRO TEST-CONSULT LIMITED

Unit 10, 14/F, Wah Wai Centre, 38-40 Au Pui Wan St., Fotan, Hong Kong

Email: info@qualityprotest.com; Website: www.qualityprotest.com

Tel: (852) 3956 8717; Fax: (852) 3956 3928

REPORT OF EQUIPMENT PERFORMANCE CHECK/ CALIBRATION

Report No. : BA020020
Date of Issue : 03 February 2021
Page No. : 1 of 2

PART A – CUSTOMER INFORMATION

Enovative Environmental Service Ltd.
Flat 2207, Yu Fun House,
Yu Chui Court, Shatin
New Territories, Hong Kong
Attn: Mr. Thomas WONG

PART B – DESCRIPTION

Name of Equipment : YSI 6920V2 (Multi-Parameters)
Manufacturer : YSI (a xylem brand)
Serial Number : 0001C6A7
Date of Received : Feb 03, 2021
Date of Calibration : Feb 03, 2021
Date of Next Calibration^(a) : May 02, 2021

PART C – REFERENCE METHODS/ DOCUMENTS FOR THE CALIBRATION

Parameter	Reference Method
pH at 25°C	APHA 21e 4500-H ⁺ B
Dissolved Oxygen	APHA 21e 4500-O G
Conductivity at 25°C	APHA 21e 2510 B
Salinity	APHA 21e 2520 B
Turbidity	APHA 21e 2130 B
Temperature	Section 6 of international Accreditation New Zealand Technical Guide no. 3 Second edition March 2008: Working Thermometer Calibration Procedure.

PART D – CALIBRATION RESULTS^(b,c)

(1) pH at 25°C

Target (pH unit)	Displayed Reading ^(d) (pH Unit)	Tolerance ^(e) (pH Unit)	Results
4.00	4.03	0.03	Satisfactory
7.42	7.45	0.03	Satisfactory
10.01	10.01	0.00	Satisfactory

Tolerance of pH should be less than ± 0.20 (pH unit)

(2) Temperature


Reading of Ref. thermometer (°C)	Displayed Reading (°C)	Tolerance (°C)	Results
10	10.03	0.03	Satisfactory
20	20.08	0.08	Satisfactory
40	39.89	-0.11	Satisfactory

Tolerance limit of temperature should be less than ± 2.0 (°C)

~ CONTINUED ON NEXT PAGE ~

Remark(s): -

- ^(a) The "Date of Next Calibration" is recommended according to best practice principals as practiced by QPT or quoted from relevant international standards.
^(b) The results relate only to the calibrated equipment as received
^(c) The performance of the equipment stated in this report is checked with independent reference material and results compared against a calibrated secondary source.
^(d) "Displayed Reading" denotes the figure shown on item under calibration/ checking regardless of equipment precision or significant figures.
^(e) The "Tolerance Limit" mentioned is the acceptance criteria applicable for similar equipment used by Quality Pro Test-Consult Ltd. or quoted from relevant international standards..


LEE Chun-ning, Desmond
Senior Chemist



REPORT OF EQUIPMENT PERFORMANCE CHECK/ CALIBRATION

Report No. : BA020020
Date of Issue : 03 February 2021
Page No. : 2 of 2

PART D – CALIBRATION RESULTS (Cont'd)

(3) Dissolved Oxygen

Expected Reading (mg/L)	Displayed Reading (mg/L)	Tolerance (mg/L)	Results
0.65	0.40	-0.25	Satisfactory
2.38	2.71	0.33	Satisfactory
4.04	4.20	0.16	Satisfactory
7.28	7.52	0.24	Satisfactory

Tolerance limit of dissolved oxygen should be less than ± 0.50 (mg/L)

(4) Conductivity at 25°C

Conc. of KCl (M)	Expected Reading ($\mu\text{S}/\text{cm}$)	Displayed Reading ($\mu\text{S}/\text{cm}$)	Tolerance (%)	Results
0.001	146.9	153.1	4.22	Satisfactory
0.01	1412	1324	-6.23	Satisfactory
0.1	12890	12836	-0.42	Satisfactory
0.5	58670	58301	-0.63	Satisfactory
1.0	111900	111527	-0.33	Satisfactory

Tolerance limit of conductivity should be less than ± 10.0 (%)

(5) Salinity

Expected Reading (g/L)	Displayed Reading (g/L)	Tolerance (%)	Results
10	9.94	-0.60	Satisfactory
20	20.16	0.80	Satisfactory
30	30.28	0.93	Satisfactory

Tolerance limit of salinity should be less than ± 10.0 (%)

(6) Turbidity

Expected Reading (NTU)	Displayed Reading ^(f) (NTU)	Tolerance ^(g) (%)	Results
0	0.0	--	Satisfactory
10	9.9	-1.0	Satisfactory
20	19.8	-1.0	Satisfactory
100	98.7	-1.3	Satisfactory
800	797.2	-0.3	Satisfactory

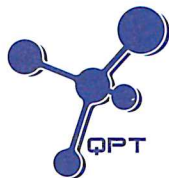
Tolerance limit of turbidity should be less than ± 10.0 (%)

~ END OF REPORT ~

Remark(s): -

^(f) "Displayed Reading" presents the figures shown on item under calibration/ checking regardless of equipment precision or significant figures.

^(g) The "Tolerance Limit" mentioned is the acceptance criteria applicable for similar equipment used by Quality Pro Test-Consult Ltd. or quoted from relevant international standards.



專業化驗有限公司

QUALITY PRO TEST-CONSULT LIMITED

Unit 10, 14/F, Wah Wai Centre, 38-40 Au Pui Wan St., Fotan, Hong Kong

Email: info@qualityprotest.com; Website: www.qualityprotest.com

Tel: (852) 3956 8717; Fax: (852) 3956 3928

REPORT OF EQUIPMENT PERFORMANCE CHECK/ CALIBRATION

Report No. : BA040093
Date of Issue : 22 April 2021
Page No. : 1 of 2

PART A – CUSTOMER INFORMATION

Enovative Environmental Service Ltd.
Flat 2207, Yu Fun House,
Yu Chui Court, Shatin
New Territories, Hong Kong
Attn: Mr. Thomas WONG

PART B – DESCRIPTION

Name of Equipment : YSI 6920V2 (Multi-Parameters)
Manufacturer : YSI (a xylem brand)
Serial Number : 0001C6A7
Date of Received : Apr 22, 2021
Date of Calibration : Apr 22, 2021
Date of Next Calibration^(a) : Jul 21, 2021

PART C – REFERENCE METHODS/ DOCUMENTS FOR THE CALIBRATION

<u>Parameter</u>	<u>Reference Method</u>
pH at 25°C	APHA 21e 4500-H ⁺ B
Dissolved Oxygen	APHA 21e 4500-O G
Conductivity at 25°C	APHA 21e 2510 B
Salinity	APHA 21e 2520 B
Turbidity	APHA 21e 2130 B
Temperature	Section 6 of international Accreditation New Zealand Technical Guide no. 3 Second edition March 2008: Working Thermometer Calibration Procedure.

PART D – CALIBRATION RESULTS^(b,c)

(1) pH at 25°C

Target (pH unit)	Displayed Reading ^(d) (pH Unit)	Tolerance ^(e) (pH Unit)	Results
4.00	4.03	0.03	Satisfactory
7.42	7.44	0.02	Satisfactory
10.01	10.06	0.05	Satisfactory

Tolerance of pH should be less than ± 0.20 (pH unit)

(2) Temperature


Reading of Ref. thermometer (°C)	Displayed Reading (°C)	Tolerance (°C)	Results
10	9.96	-0.04	Satisfactory
25	24.92	-0.08	Satisfactory
40	39.88	-0.12	Satisfactory

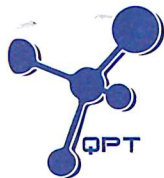
Tolerance limit of temperature should be less than ± 2.0 (°C)

~ CONTINUED ON NEXT PAGE ~

Remark(s): -

- ^(a) The "Date of Next Calibration" is recommended according to best practice principals as practiced by QPT or quoted from relevant international standards.
^(b) The results relate only to the calibrated equipment as received
^(c) The performance of the equipment stated in this report is checked with independent reference material and results compared against a calibrated secondary source.
^(d) "Displayed Reading" denotes the figure shown on item under calibration/ checking regardless of equipment precision or significant figures.
^(e) The "Tolerance Limit" mentioned is the acceptance criteria applicable for similar equipment used by Quality Pro Test-Consult Ltd. or quoted from relevant international standards..


LEE Chun-ning, Desmond
Senior Chemist



專業化驗有限公司

QUALITY PRO TEST-CONSULT LIMITED

Unit 10, 14/F, Wah Wai Centre, 38-40 Au Pui Wan St., Fotan, Hong Kong

Email: info@qualityprotest.com; Website: www.qualityprotest.com

Tel: (852) 3956 8717; Fax: (852) 3956 3928

REPORT OF EQUIPMENT PERFORMANCE CHECK/ CALIBRATION

Report No. : BA040093
Date of Issue : 22 April 2021
Page No. : 2 of 2

PART D – CALIBRATION RESULTS (Cont'd)

(3) Dissolved Oxygen

Expected Reading (mg/L)	Displayed Reading (mg/L)	Tolerance (mg/L)	Results
0.15	0.27	0.12	Satisfactory
1.88	1.92	0.04	Satisfactory
5.79	5.79	0.00	Satisfactory
8.49	8.42	-0.07	Satisfactory

Tolerance limit of dissolved oxygen should be less than ± 0.50 (mg/L)

(4) Conductivity at 25°C

Conc. of KCl (M)	Expected Reading ($\mu\text{S}/\text{cm}$)	Displayed Reading ($\mu\text{S}/\text{cm}$)	Tolerance (%)	Results
0.001	146.9	138.7	-5.58	Satisfactory
0.01	1412	1365	-3.33	Satisfactory
0.1	12890	12484	-3.15	Satisfactory
0.5	58670	56842	-3.12	Satisfactory
1.0	111900	108864	-2.71	Satisfactory

Tolerance limit of conductivity should be less than ± 10.0 (%)

(5) Salinity

Expected Reading (g/L)	Displayed Reading (g/L)	Tolerance (%)	Results
10	10.05	0.50	Satisfactory
20	20.17	0.85	Satisfactory
30	30.46	1.53	Satisfactory

Tolerance limit of salinity should be less than ± 10.0 (%)

(6) Turbidity

Expected Reading (NTU)	Displayed Reading ⁽¹⁾ (NTU)	Tolerance ⁽²⁾ (%)	Results
0	0.00	--	Satisfactory
10	9.90	-1.0	Satisfactory
20	19.82	-0.9	Satisfactory
100	98.3	-1.7	Satisfactory
800	798	-0.2	Satisfactory

Tolerance limit of turbidity should be less than ± 10.0 (%)

~ END OF REPORT ~

Remark(s): -

⁽¹⁾ "Displayed Reading" presents the figures shown on item under calibration/ checking regardless of equipment precision or significant figures.

⁽²⁾ The "Tolerance Limit" mentioned is the acceptance criteria applicable for similar equipment used by Quality Pro Test-Consult Ltd. or quoted from relevant international standards.